

GLOBAL  
EDITION



# Intermediate Algebra

TWELFTH EDITION

Marvin L. Bittinger • Judith A. Beecher • Barbara L. Johnson

ALWAYS LEARNING

PEARSON

# INTERMEDIATE ALGEBRA

TWELFTH EDITION

GLOBAL EDITION

**MARVIN L. BITTINGER**

*Indiana University Purdue University Indianapolis*

**JUDITH A. BEECHER**

**BARBARA L. JOHNSON**

*Indiana University Purdue University Indianapolis*

**PEARSON**

Boston Columbus Indianapolis New York San Francisco Upper Saddle River  
Amsterdam Cape Town Dubai London Madrid Milan Munich Paris Montréal Toronto  
Delhi Mexico City São Paulo Sydney Hong Kong Seoul Singapore Taipei Tokyo

<i>Editorial Director</i>	Christine Hoag
<i>Editor in Chief</i>	Maureen O'Connor
<i>Head of Learning Asset Acquisition, Global Edition:</i>	Laura Dent
<i>Executive Editor</i>	Cathy Cantin
<i>Editorial Assistant</i>	Chase Hammond
<i>Senior Managing Editor</i>	Karen Wernholm
<i>Senior Production Supervisor</i>	Ron Hampton
<i>Acquisitions Editor, Global Edition</i>	Subhasree Patra
<i>Project Editor, Global Edition</i>	Daniel Luiz
<i>Media Producer, Global Edition</i>	M. Vikram Kumar
<i>Senior Manufacturing Controller, Production, Global Edition</i>	Trudy Kimber
<i>Editorial and Production Services</i>	Martha K. Morong/Quadrata, Inc.
<i>Art Editor and Photo Researcher</i>	The Davis Group, Inc.
<i>Manager, Multimedia Production</i>	Christine Stavrou
<i>Associate Producer</i>	Jonathan Wooding
<i>Executive Content Manager</i>	Rebecca Williams (MathXL)
<i>Senior Content Developer</i>	John Flanagan (TestGen)
<i>Marketing Manager</i>	Rachel Ross
<i>Marketing Assistant</i>	Kelly Cross
<i>Senior Manufacturing Buyer</i>	Debbie Rossi
<i>Text Designer</i>	The Davis Group, Inc.
<i>Associate Design Director</i>	Andrea Nix
<i>Senior Designer</i>	Barbara Atkinson
<i>Cover Designer</i>	Lumina Datamatics, Inc.
<i>Cover Photograph</i>	© Stephen B. Goodwin/Shutterstock

### Photo Credits

Photo credits appear on page 6.

Pearson Education Limited  
Edinburgh Gate  
Harlow  
Essex CM20 2JE  
England

and Associated Companies throughout the world

Visit us on the World Wide Web at:  
[www.pearsonglobaleditions.com](http://www.pearsonglobaleditions.com)

© Pearson Education Limited 2015

The rights of Marvin L. Bittinger, Judith A. Beecher, and Barbara L. Johnson to be identified as the authors of this work have been asserted by them in accordance with the Copyright, Designs and Patents Act 1988.

*Authorized adaptation from the United States edition, entitled Intermediate Algebra, 12th edition, ISBN 978-0-321-92471-1, by Marvin L. Bittinger, Judith A. Beecher, and Barbara L. Johnson, published by Pearson Education © 2015.*

All rights reserved. No part of this publication may be reproduced, stored in a retrieval system, or transmitted in any form or by any means, electronic, mechanical, photocopying, recording or otherwise, without either the prior written permission of the publisher or a license permitting restricted copying in the United Kingdom issued by the Copyright Licensing Agency Ltd, Saffron House, 6–10 Kirby Street, London EC1N 8TS.

All trademarks used herein are the property of their respective owners. The use of any trademark in this text does not vest in the author or publisher any trademark ownership rights in such trademarks, nor does the use of such trademarks imply any affiliation with or endorsement of this book by such owners.

ISBN 10: 1-292-05770-X  
ISBN 13: 978-1-292-05770-5

British Library Cataloguing-in-Publication Data

A catalogue record for this book is available from the British Library

10 9 8 7 6 5 4 3 2 1  
14 13 12 11 10

Typeset in Utopia Std Regular by Lumina Datamatics, Inc.

Printed and bound by Ashford Colour Press in The United States of America.

# Contents

Index of Applications 7

Preface 11

## R

### Review of Basic Algebra 21

#### Part 1 Operations

R.1 The Set of Real Numbers 22

R.2 Operations with Real Numbers 31

R.3 Exponential Notation and  
Order of Operations 42

#### Part 2 Manipulations

R.4 Introduction to Algebraic Expressions 51

R.5 Equivalent Algebraic Expressions 57

R.6 Simplifying Algebraic Expressions 65

R.7 Properties of Exponents and  
Scientific Notation 73

**Summary and Review 85**

**Test 89**

## 1

### Solving Linear Equations and Inequalities 91

1.1 Solving Equations 92

1.2 Formulas and Applications 106

1.3 Applications and Problem Solving 115

**Mid-Chapter Review 128**

1.4 Sets, Inequalities, and  
Interval Notation 130

**Translating for Success 139**

1.5 Intersections, Unions, and  
Compound Inequalities 146

1.6 Absolute-Value Equations  
and Inequalities 158

**Summary and Review 169**

**Test 175**

## 2

### Graphs, Functions, and Applications 177

2.1 Graphs of Equations 178

2.2 Functions and Graphs 192

2.3 Finding Domain and Range 206

**Mid-Chapter Review 211**

2.4 Linear Functions: Graphs and Slope 213

2.5 More on Graphing Linear Equations 224

**Visualizing for Success 231**

2.6 Finding Equations of Lines;  
Applications 236

**Summary and Review 247**

**Test 256**

**Cumulative Review 259**

## 3

### Systems of Equations 261

3.1 Systems of Equations in Two Variables 262

3.2 Solving by Substitution 271

3.3 Solving by Elimination 277

3.4 Solving Applied Problems:  
Two Equations 286

**Translating for Success 294**

**Mid-Chapter Review 299**

- 3.5 Systems of Equations in Three Variables 301
- 3.6 Solving Applied Problems: Three Equations 308
- 3.7 Systems of Inequalities in Two Variables 315

**Visualizing for Success** 323  
**Summary and Review** 328  
**Test** 335  
**Cumulative Review** 337

## 4 Polynomials and Polynomial Functions 339

- 4.1 Introduction to Polynomials and Polynomial Functions 340
- 4.2 Multiplication of Polynomials 351
- 4.3 Introduction to Factoring 362
- 4.4 Factoring Trinomials:  $x^2 + bx + c$  368

**Mid-Chapter Review** 374

- 4.5 Factoring Trinomials:  $ax^2 + bx + c, a \neq 1$  376
- 4.6 Special Factoring 384

**Visualizing for Success** 390

- 4.7 Factoring: A General Strategy 395
- 4.8 Applications of Polynomial Equations and Functions 400

**Translating for Success** 407

**Summary and Review** 413

**Test** 419

**Cumulative Review** 421

## 5 Rational Expressions, Equations, and Functions 423

- 5.1 Rational Expressions and Functions: Multiplying, Dividing, and Simplifying 424
- 5.2 LCMs, LCDs, Addition, and Subtraction 436

- 5.3 Division of Polynomials 447
- 5.4 Complex Rational Expressions 455

**Mid-Chapter Review** 462

- 5.5 Solving Rational Equations 464
- 5.6 Applications and Proportions 472

**Translating for Success** 480

- 5.7 Formulas and Applications 486
- 5.8 Variation and Applications 490

**Summary and Review** 501

**Test** 507

**Cumulative Review** 509

## 6 Radical Expressions, Equations, and Functions 511

- 6.1 Radical Expressions and Functions 512
- 6.2 Rational Numbers as Exponents 523
- 6.3 Simplifying Radical Expressions 530
- 6.4 Addition, Subtraction, and More Multiplication 539

**Mid-Chapter Review** 545

- 6.5 More on Division of Radical Expressions 547
- 6.6 Solving Radical Equations 552
- 6.7 Applications Involving Powers and Roots 563

**Translating for Success** 565

- 6.8 The Complex Numbers 570

**Summary and Review** 581

**Test** 587

**Cumulative Review** 589

## 7 Quadratic Equations and Functions 591

- 7.1 The Basics of Solving Quadratic Equations 592
- 7.2 The Quadratic Formula 606



<b>7.3</b>	Applications Involving Quadratic Equations	613
<b>Translating for Success</b> <b>619</b>		
<b>7.4</b>	More on Quadratic Equations	625
<b>Mid-Chapter Review</b> <b>634</b>		
<b>7.5</b>	Graphing $f(x) = a(x - h)^2 + k$	636
<b>7.6</b>	Graphing $f(x) = ax^2 + bx + c$	645
<b>Visualizing for Success</b> <b>650</b>		
<b>7.7</b>	Mathematical Modeling with Quadratic Functions	654
<b>7.8</b>	Polynomial Inequalities and Rational Inequalities	665
<b>Summary and Review</b> <b>673</b>		
<b>Test</b> <b>679</b>		
<b>Cumulative Review</b> <b>681</b>		

## **8** Exponential Functions and Logarithmic Functions      **683**

<b>8.1</b>	Exponential Functions	684
<b>8.2</b>	Composite Functions and Inverse Functions	698
<b>8.3</b>	Logarithmic Functions	715
<b>8.4</b>	Properties of Logarithmic Functions	726
<b>Mid-Chapter Review</b> <b>732</b>		
<b>8.5</b>	Natural Logarithmic Functions	734
<b>Visualizing for Success</b> <b>739</b>		
<b>8.6</b>	Solving Exponential Equations and Logarithmic Equations	743

<b>8.7</b>	Mathematical Modeling with Exponential Functions and Logarithmic Functions	750
------------	--	-----

<b>Translating for Success</b> <b>758</b>		
<b>Summary and Review</b> <b>764</b>		
<b>Test</b> <b>772</b>		
<b>Cumulative Review</b> <b>775</b>		

## **9** Conic Sections      **777**

<b>9.1</b>	Parabolas and Circles	778
<b>9.2</b>	Ellipses	791
<b>Mid-Chapter Review</b> <b>799</b>		
<b>9.3</b>	Hyperbolas	801
<b>Visualizing for Success</b> <b>805</b>		
<b>9.4</b>	Nonlinear Systems of Equations	809
<b>Summary and Review</b> <b>819</b>		
<b>Test</b> <b>825</b>		
<b>Cumulative Review</b> <b>827</b>		

<b>Appendixes</b> <b>833</b>		
<b>A</b>	Fraction Notation	834
<b>B</b>	Determinants and Cramer's Rule	843
<b>C</b>	Elimination Using Matrices	848
<b>D</b>	The Algebra of Functions	852

<b>Answers</b>	<b>A-1</b>
<b>Guided Solutions</b>	<b>A-43</b>
<b>Glossary</b>	<b>G-1</b>
<b>Index</b>	<b>I-1</b>

## CREDITS

69, National Geographic/Getty Images 77 (left), Sam 100/Shutterstock 77 (middle), ArSciMed/Science Source/Photo Researchers, Inc. 77 (right), Pea Pod/Alamy 79, European Pressphoto Agency (EPA)/Alamy 83, Ralph C. Eagle, Jr./Science Source/Photo Researchers, Inc. 84 (left), Oak Ridge National Laboratory 84 (right), NASA 106, PCN Photography/Alamy 107, Jeff Greenberg/Alamy 113, Darren Brode/Fotolia 114, SP-Photo/Shutterstock 116, Degist/Fotolia 117, Comstock/Jupiterimages/Getty Images 118, Goodluz/Fotolia 119, Nomad Soul/Shutterstock 123 (left), European Press Agency (EPA)/Alamy 123 (right), Hugh Gentry/Reuters 124 (left), Christian Kober 1/Alamy 124 (right), Jeff Greenberg/Alamy 126, Wimbledon/Fotolia 137, GW Images/Fotolia 138, Johnny Habell/Shutterstock 144, Bob Orsillo/Shutterstock 145, JJ Studio/Shutterstock 146, John Kwan/Shutterstock 153, Monkey Business/Shutterstock 156, Andrey N. Bannov/Shutterstock 193, OwenDB/Black Star/Newscom 198, Tab 2/Shutterstock 201 (left), Richard A. McMillin/Shutterstock 201 (right), Jeff Malet Photography/Newscom 202, Michalzak/Fotolia 235, Courtesy of Ron Wallace 241, Mark Soon/Shutterstock 242, Baloncici/Shutterstock 259, PCN Photography/Alamy 262, Monkey Business/Fotolia 275, Stephan Scherhag/Shutterstock 282, John David Mercer/*Mobile Press-Register* 285 (left), Michael Dwyer/Alamy 285 (right), V. J. Matthew/Shutterstock 286, DB Images/Alamy 287, Vladimir Wrangel/Shutterstock 295 (left), Alistair Laming/Alamy 295 (right), Laperia 777/Fotolia 309, Jeff Haynes/Reuters 311 (left), Corbis/SuperStock 311 (right), ZUMA Press, Inc./Alamy 312 (left), Samuel Borges Photography/Shutterstock 312 (right), Butsenko Anton Itar-Tass Photos/Newscom 313 (left), Beat Bieler/Shutterstock 313 (right), ZUMA Press, Inc./Alamy 327, Leksele/Shutterstock 347 (left), Qingwa/Fotolia 347 (right), Original Pyramid Stacker™ 363, ZUMA Press, Inc./Alamy 383, Spirit of America/Shutterstock 405, Steheap/Fotolia 472, The Sandbagger Corporation 473, ALCE/Fotolia 474, Courtesy of Gracie's Kitchen 475, EuToch/Fotolia 476, Dragon Images/Shutterstock 477, Chris Curtis/Shutterstock 479, Hansenn/Fotolia 481, Taylor S. Kennedy, National Geographic/Getty Images 482 (top left), Elena Elisseeva/Shutterstock 482 (top right), John Kwan/Shutterstock 482 (bottom left), AP Images 482 (bottom right), Reuters 483 (left), Kaband/Shutterstock 483 (right), Emaria/Fotolia 484 (top left), Elenathewise/Fotolia 484 (top right), Marvin Bittinger 484 (bottom), Eric Gevaert/Fotolia 485 (left), Pavel Losevsky/Fotolia 485 (right), Jay Crihfield/Shutterstock 489, Paul Yates/Fotolia 490, Lisa F. Young/Fotolia 492, Ikonoklast HH/Fotolia 493, Everett Collection/Alamy 494, NASA 496, Radius/SuperStock 497 (left and right), S. Oleg/Shutterstock 498 (top), Sozajjiten/PAL 498 (bottom), Babirad/SIPA/Newscom 499, Aleph Studio/Shutterstock 510 (bottom left), Modestil/Fotolia 510 (top right), Gruffydd Thomas/Alamy 519, SeanPavonePhoto/Shutterstock 558, Chuck Pefley/Alamy 561 (top right), Jivan Child/Fotolia 561 (bottom left), Everett Collection/Alamy 561 (bottom right), Ingram Publishing/Thinkstock 567 (left), Mo Peerbacus/Alamy 567 (right), Lasse Kristensen/Fotolia 590, Kletr/Shutterstock 601, ZUMA Press, Inc./Alamy 604 (left), Kristin Siebeneicher/AP Images 604 (right), Shining Photography/Shutterstock 617, ZUMA Press, Inc./Alamy 620, Bill Bachman/Alamy 621, Kheng Guan Toh/Fotolia 622 (left), Rob Kints/Shutterstock 622 (right), Stefan Schurr/Shutterstock 659, Bob Cheung/Fotolia 696 (left), Grandpa/Shutterstock 696 (right), BSIP SA/Alamy 697 (left), Jenny Thompson/Fotolia 697 (right), Deco Images II/Alamy 698, Alex Van Wyhe and Shane Kimberlin of Tea Mug Collective 750, Aaron Amat/Shutterstock 753, Brianindia/Alamy 756, Philippe Devanne/Fotolia 757, Reprinted with permission of The Baltimore Sun Media Group. All rights reserved. 759 (left), Mark Conlin/Alamy 759 (right), Fotolia RAW/Fotolia 760 (left), Nicky Rhodes/Shutterstock 760 (right), Gpointstudio/Fotolia 761, Tab 62/Fotolia 762 (left), PSL Images/Alamy 762 (right), P. M. Stephens/Fotolia 763 (left), Hackenberg-Photo-Cologne/Alamy 763 (right), Jon Nazca/Reuters 770, Ferenc Szelepccsenyi/Alamy 771, Artur Marciniec/Fotolia 779, Scaliger/Fotolia 818 (left), Andrey Popov/Shutterstock 818 (right), Alexskopje/Shutterstock 827, Xiaoliangge/Fotolia

# Index of Applications

## Agriculture

Composting, 662  
Corral design, 661  
Farmers' markets, 242–243  
Feed lot, 620  
Fenced-in land, 661  
Filling a grain bin, 590  
Flower bed, 411, 620, 824  
Flower bulbs, 296  
Garden design, 662, 818  
Grain flow, 758  
Harvesting time, 590  
Livestock feed, 296  
Mixing fertilizers, 290–291  
Vegetable garden, 824  
Vegetable seeds, 296

## Astronomy

Alpha Centauri, 88  
Brightest star in the sky, 84  
Distance from Earth to Mars, 79  
Distance from the earth to the sun, 78  
Distance from the sun to the planet Saturn, 77  
Light from the sun to Pluto, 79  
Lunar eclipses, 486–487  
Mass of Jupiter, 79  
Mass of Pluto, 90  
Orbit of Venus, 84  
Planetary orbit, 795  
Satellite's escape velocity, 489  
Weight of an astronaut, 500  
Weight on Mars, 483, 498  
Weight on moon, 483

## Automotive

Alternative fueling stations, 696  
Auto dealers, 246  
Automobile pricing, 312  
Automotive maintenance, 297, 298  
Automotive repair, 585  
Daytime accidents, 663  
Fuel economy, 298  
Gas mileage, 475, 485  
Horsepower of an engine, 114  
Hybrid vehicle models sold in the United States, 684  
Median age of cars, 256

Models of Indy Cars, 482  
Nighttime accidents, 663  
Plug-in vehicle sales, 758  
Speed of a skidding car, 561  
Stopping distance of a car, 499, 662

## Biology

Atoms in the human body, 84  
Bacteria growth, 697, 771  
Bees and honey, 492  
Blue whale, 759  
Diameter of a helium atom, 77  
Estimating fish population, 480, 483  
Estimating wildlife population, 476–477, 483  
Insect-eating lizard, 83  
Mass of an electron, 83  
Mass of water in body, 498  
Otter population, 760

## Business

Artist's prints, 121  
Book club, 830  
Book sale, 312  
Break-even point, 818  
Catering, 296, 474–475  
Container sizes, 168  
Copy budget, 175  
Delivering leaflets, 562  
Delivery service, 144  
Filling sandbags, 472–473  
Homespun Jellies, 255  
Internet search ads, 126  
Inventory, 338  
Lens production, 314  
Maximizing profit, 662  
Median size of a grocery store, 828  
Minimizing cost, 661  
Newspaper circulation, 221  
Office expense, 294  
PDQ shopping network, 480  
Placing wrappers on canned goods, 481  
Printing and engraving, 84  
Printing tee shirts, 481  
Radio advertising, 260, 338  
Renting office space, 144, 153  
Retail and advertising, 771

Rice production, 115–116  
Sales, 245, 287, 295, 312, 333, 335, 407, 658, 762, 818  
Shipping, 497  
Super Bowl commercials, 309–310  
Tea Mug Collective, 698  
Telemarketing, 314  
Ticket profits, 660  
Total cost, 347, 366  
Total profit, 348, 672  
Total revenue, 347, 366  
Volume of mail, 221  
Wine production, 483

## Chemistry

Acid mixtures, 775  
Ammonia solutions, 831  
Carbon dating, 757, 761, 771, 774, 831  
Half-life, 762  
Hydrogen ion concentration, 751, 752, 759, 774  
Ink remover, 296  
Mixing solutions, 291, 300, 335, 338, 407, 633  
Orange drink mixtures, 333  
pH of liquids, 751, 752, 759  
pH of tomatoes, 774  
Temperature conversions, 202  
Temperatures of liquids, 156  
Temperatures of solids, 144

## Construction

Architecture, 273–274, 661, 682, 813–814  
Beam weight, 498  
Box construction, 621  
Burj Khalifa in Dubai, 604  
Carpentry, 406  
Clearing a lot, 482  
Covered bridges, 762  
Cross section of a roof, 117  
Cutting a board, 120  
Doorway construction, 790  
Fencing, 139  
Footer of a house, 564  
Gateway Arch, 604  
Grade of a stairway, 223  
Home construction, 762



Installing seamless guttering, 120  
Jackhammer noise, 759  
Ladder location, 411, 420, 614, 615  
Lot dimensions, 260  
Molding plastics, 661  
New housing permits, 471  
Painting, 481, 505, 562  
Pitch of a roof, 222  
Plank height, 565  
Plumbing, 568, 762  
Predicting paint needs, 508  
Retaining wall, 484  
Roofing, 569  
Room dimensions, 175  
Rope cutting, 124, 173, 483  
Siduhe River Bridge in China, 604  
Stained-glass window design, 655  
Tokyo Sky Tree in Japan, 604  
USS Constitution model, 482  
Washington Monument, 604  
Wire cutting, 124, 338, 619, 758, 818  
Workbench design, 411

### Consumer

Aluminum usage, 498  
Carpet cleaning, 125  
Cell-phone subscribers, 82  
Coffee consumption, 483  
Cost of a necklace, 241–242  
Cost of a service call, 242  
Coupon redemptions, 82  
First-class postage, 761  
Fitness club costs, 245  
Free ornamental tree offer, 285  
Gasoline prices, 619  
Hot dog consumption, 83  
Insurance benefits, 144  
Insurance claims, 144  
Insurance premiums, 119, 126  
Luxury purchases in China, 223  
Mother's Day spending, 422  
Moving costs, 173, 176  
Photo prices, 421  
Pizza prices, 664  
Popcorn prices, 333  
Price of auto detailing, 117–118  
Price of cross training shoes, 118  
Purchase price, 124  
Purchasing books and games, 295  
Real estate prices, 127  
Repair rates, 336  
School photos, 125  
Taxi fare, 191  
Utility cost, 338  
Wedding costs, 144

### Economics

Average sale price of homes in central Indiana, 178  
Average tax refund, 223  
Salvage value, 696, 760  
Stimulating the hometown economy, 282

Stock prices, 662  
Supply and demand, 145, 663  
Tax code, 461  
Tax revenue, 88  
U.S. tax code, 761  
World demand for oil, 827

### Education

Bachelor's degrees, 223  
College enrollment, 220  
Community college credits, 285  
Exam scores, 399  
Female medical school graduates, 129  
Forgetting, 775  
Full-time equivalent students, 113  
Grades, 143  
Quiz scores, 139  
Reading assignment, 139  
SAT scores, 294  
Scholastic aptitude test, 311  
School enrollment, 262–263  
School fundraiser, 245  
Student debt, 220  
Student loans, 289, 294, 296, 297, 313  
Test scores, 338, 506  
Tuition and fees at two-year colleges, 145  
Tuition cost, 253  
Valley Community College, 662, 663

### Engineering

Antenna wires, 411  
Beam load, 831  
Bridge expansion, 567  
Conductance, 41  
Current and resistance, 498  
Design, 276, 411, 661  
Distance over water, 568  
Guy wire, 567, 619  
Height of a tower, 561  
Landscape design, 614–615, 654–655  
Nuclear energy, 763  
Ohm's Law, 491  
Power of electric current, 506  
Resistance, 487, 496  
Road grade, 219  
Solar panel support, 116–117  
Solar power, 762  
Suspension bridge, 659–660  
Town planning, 614  
TV signal, 496  
Wind energy, 347  
Wind turbines, 483

### Environment

Amazon River water flow, 84  
Corona Arch in Moab, Utah, 484  
Dewpoint spread, 145  
Greenhouse gases, 174  
Hurricanes in the Atlantic Basin, 663  
Melting snow, 202, 491  
Precipitation in Sonoma, California, 658  
Recycling aluminum cans, 697

River depth, 664  
Slope of a river, 222  
Waste generation, 419, 510  
Waterfalls, 327  
Wind chill temperature, 569  
Wind-driven forest fires, 795, 800

### Finance

Charitable contributions, 758  
Coin value, 489  
Compound interest, 360, 690, 691, 692, 695, 696, 733, 734, 752, 828  
Counterfeit money, 471  
Interest compounded continuously, 753–754, 760, 771, 774  
Investment, 56, 144, 173, 289, 296, 297, 300, 308, 310, 313, 330, 336, 692, 771, 818, 826  
Making change, 297  
Money borrowed, 565  
Money remaining after a purchase, 55  
Simple interest, 56, 109, 114  
Small-business loans, 330

### Geometry

Angle measures, 127, 314, 407  
Angles of a triangle, 123, 175, 308, 309, 311, 333, 565  
Area of a balloon, 508  
Area of a circle, 500  
Area of a dining table, 56  
Area of an envelope, 410  
Area of a parallelogram, 56  
Area of a rug, 86  
Area of a square, 127  
Area of a trapezoid, 108, 114  
Area of a triangle, 54, 89, 567, 590  
Book area, 410  
Bookcase width, 586  
Carton dimensions, 823  
Complementary angles, 276, 284, 407  
Diagonal of a rectangle, 564, 567, 568  
Diagonal of a square, 565  
Dimensions of a rectangular region, 124, 129, 139, 275, 276, 294, 300, 407, 418, 420, 480, 619, 620, 621, 622, 677, 758, 814, 817, 818, 823, 826, 831  
Distance between the parallel sides of an octagon, 569  
Home office dimensions, 826  
Length of a side of a square, 223, 410, 418, 567, 568, 586, 588, 826  
Length of a side of a triangle, 223, 406, 567, 569, 619, 621, 622  
Lengths of a rectangle, 565  
Maximum area, 654–655, 679, 682, 831  
Number of diagonals, 366  
Perimeter of a hexagon, 682  
Perimeter of an octagon, 399  
Perimeter of a pentagon, 399  
Perimeter of a rectangular region, 69, 565  
Perimeters of polygons, 831

Quilt dimensions, 621  
Radius of a circular region, 824  
Sides of a square, 480  
Supplementary angles, 276, 284, 294, 407  
Surface area, 350, 624  
The Golden Rectangle, 624  
Triangle dimensions, 294, 406, 407, 412, 538, 619, 620, 758  
Triangular layers, 350, 366  
Volume of carpeting, 394  
Volume of a plastic sheet, 84  
Volume of a propane gas tank, 366  
Volume of a tree, 496  
Width of the margins of a book, 622

### Government

Average age of House members, 201  
Average age of senators, 201  
Cost of health care in the United States, 774  
Supreme Court Justices and appointing president, 193

### Health/Medicine

Acidosis, 752  
Alkalosis, 759  
Audiology, 751  
Basal metabolic rate, 112  
Body mass index, 106–107, 143, 157  
Body surface area, 519  
Calorie requirement, 113  
Calories burned, 129, 476, 653  
Cholesterol levels, 146, 312  
Diabetes, 126, 245  
Exercise, 156, 298  
Exercise danger zone, 327  
Fat content of fast food, 311  
Fat intake, 497  
Food science, 297  
Human blood, 483  
Ibuprofen, 347  
Knee replacements, 696  
Lithotripter, 795  
Medicine dosage, 113, 157, 653  
Nutrition, 312, 313  
People with Alzheimer's, 223  
Pharmacists, 205  
Physical therapists, 137  
Prescription coverage, 144  
Projecting birth weight, 113  
Relative size of a hemoglobin molecule vs. a human egg, 79  
Veterinary expenditure, 312  
Veterinary medicine, 342–343  
Waiting lists for organ transplants, 191

### Labor

Adjusted wages, 127  
Bonuses, 282  
Earnings, 490, 562  
Income vs. time, 508  
Median amount of pay by year, 51–52

Median income by age, 347  
Real estate commission, 118–119, 125, 191  
Salary, 125, 138, 139, 144, 260  
Sales commission, 139  
Wages, 373  
Work rate, 498  
Working alone, 474–475, 480, 481, 482, 562, 624  
Working together, 473, 481, 482, 565, 831

### Miscellaneous

Age of Diaphantos, 832  
Archaeology, 275  
Balloon bouquets, 295  
Blending granola, 296  
Blending spices, 287–288  
Cake servings, 664  
Child's block, 411  
Chocolate assortments, 295  
Chocolate making, 775  
Cleaning bleachers, 493  
Coffee, 288, 312, 633, 752  
Coin mixture, 565, 619, 758  
Completing a puzzle, 508  
Converting dress sizes, 713  
Cutting firewood, 481  
Digits, 314  
Dishwasher noise, 759  
DVD collections, 139  
Easter Island, 620  
Escalators, 485  
Filling a tank, 475, 510, 682  
Filling time, 480, 481  
Furniture polish, 296  
Hat size as a function of head circumference, 243  
IRS instruction booklet, 198–199  
Jewelry design, 308–309  
Landscaping, 191, 613, 619, 621, 775  
Locker numbers, 619  
Lunch orders, 286–287  
Mass of a grain of sand, 78  
Mirror framing, 621  
Mixing fruit juice, 295  
Mixing rice, 373  
Most expensive furniture, 763  
Mystery numbers, 294  
Nontoxic floor wax, 296  
Nontoxic scouring powder, 276  
Photoreceptor rod, 83  
Picture matting and framing, 411, 622, 677  
Pizza crusts, 624  
Post office box numbers, 125  
Pressing shirts, 482  
Prize tee shirts, 404–405  
Pumping rate, 498  
Pumping time, 506  
Pyramide du Louvre, 567  
Raffle tickets, 314, 621  
Safety flares, 412

Seconds in 2000 years, 83  
Shoveling time, 565  
Sighting to the horizon, 560, 561, 588  
Skimming a swimming pool, 482  
Sorting donations, 482  
Sound of an alarm clock, 759  
Speaker placement, 568  
Tent design, 410  
Trucks moving mulch, 485  
Uniform numbers, 758  
Value of a lawn mower, 245  
Value of a rare stamp, 733  
Warning dye, 590  
Washing elephants, 481  
Watch time, 127  
Water flow, 500  
Water fountains, 826  
Whispering gallery, 795  
Word knowledge, 84

### Physics

Acoustics, 751  
Atmospheric drag, 500  
Centripetal force, 831  
Combined gas law, 486, 500  
Doppler effect, 487  
Falling distance, 496, 617–618  
Fireworks, 383, 405, 412  
Free-falling objects, 604, 679  
Height of a rocket, 363  
Height of a thrown object, 672  
Hooke's Law, 498  
Intensity of light, 499  
Motion of a spring, 168  
Musical pitch, 493, 498  
Object's average speed, 489  
Pendulums, 538, 562, 616–617  
Pressure at sea depth, 156, 176, 202  
Sound levels, 750–751, 759, 770  
Speed of light, 77  
Speed of sound, 558  
Temperature and the speed of sound, 561  
Temperature as a function of depth, 202  
Volume and pressure, 499  
Wavelength of a certain red light, 83  
Wavelength and frequency, 498  
Weight of a sphere, 500

### Social Science

Ages, 314  
Facebook users, 83  
Food stamp program, 126  
Foreign adoptions to the United States, 663, 680  
Homelessness, 760  
Living with grandparents, 204  
Ramps for the disabled, 568  
Siblings, 298  
Social networking, 662  
Spread of a rumor, 760

## **Sports/Entertainment**

Art, 763, 817  
Baseball diamond, 564  
Basketball scoring, 284, 313  
Beach volleyball, 613  
Bicycling, 477–478, 480, 622, 623  
Bungee jumping, 624  
Chess ratings, 109–110  
Concert series at the Capitol, 558  
Diana Nyad swimming from Cuba to Florida, 123  
Display of a sports card, 422  
Earned run average, 489, 500  
Football field, 69  
Games in a sports league, 420, 422  
Golf, 313, 681  
Golf ball stacks, 347  
Grade of a treadmill, 220, 222  
Hang time, 600–601, 603, 617, 677, 679  
Height of a baseball, 366, 383  
Height of a softball, 363  
Hiking, 484  
Hockey, 276, 480, 510  
Ironman Triathlon, 123  
Kingda Ka roller coaster, 604  
Magic number in sports, 348  
Marathon times, 604  
Marching band performance, 558  
NBA court, 124  
Rock music sales, 83  
Running, 223, 294, 475  
Skiing, 622  
Snowboarding, 790  
Soccer field, 275  
Softball diamond, 567  
Spending on Summer 2012 Olympic Games, 77  
Swimming, 127  
Tennis court, 124, 335  
Theatrical lighting, 798  
Three-point field goals, 482  
Ticket revenue, 334  
Ticket sales, 662  
Touchdown pace, 482

Vertical leap, 601  
Walking speed, 759  
World running records, 246, 255, 259  
Youth football, 416

## **Statistics/Demographics**

Average number of motorcyclists killed, 658  
Billionaires, 755–756  
Climber deaths, 124  
Heaviest pumpkin, 235  
Increase in number of residents, 116  
Life expectancy, 246, 658  
Live births by age, 678  
Median age of men at first marriage, 258  
Population, 657, 658  
Population change, 127  
Population decrease, 139, 175, 178, 762  
Population growth, 173, 753, 761, 774, 775, 832  
World population growth, 761

## **Technology**

Computer calculations, 84  
Computer pricing, 312  
Computer repair, 255  
Computer screens, 563, 818  
DVD player screen, 677  
Global mobile data traffic, 756  
HDTV screens, 814, 818  
LCD TVs, 696  
Memory board, 679  
Optics, 486  
Relative aperture, 497  
Value of a computer, 223, 245

## **Transportation**

Air travel, 126, 293, 298, 335, 361, 622, 831  
Airplane seating, 276  
Auto travel, 292  
Bicycle travel, 508, 562  
Boat travel, 505, 565

Boating, 126, 129, 175, 297, 300, 484, 605  
Bus travel, 492  
Canoe depth, 664  
Canoeing, 297, 622  
Car speed, 623, 635  
Car travel, 297, 407, 485, 619, 758  
Car trips, 622  
Cargo area of a van, 817  
Chartering a bus, 771  
Clearing customs, 124  
Commuter travel, 569  
Cruising altitude, 126  
Distance traveled, 55, 506  
Escape ramp on an airliner, 220  
Flight into a headwind, 126  
Four-wheeler travel, 478  
Height of an airplane, 561  
Interstate mile markers, 125, 173  
Jet travel, 484  
Kayaking, 484  
Marine travel, 122, 293, 569, 616, 619, 679, 682, 775  
Minimizing tolls, 156  
Motorcycle travel, 334, 615–616, 677  
Moving freight, 461  
Moving sidewalks, 122, 173, 485  
Navigation, 623  
Parking lots, 519, 620, 621  
Point of no return, 298  
Rapid transit train, 56  
Rate of travel, 499  
River cruising, 127  
Riverboat speed, 479  
Road-pavement messages, 564, 566  
Sailing, 410, 620, 621  
Sightseeing boat, 294  
Time and speed, 508  
Tour travel, 484  
Train speed, 565  
Train travel, 292, 297, 333, 338, 758, 776, 830  
Transporting by barge, 479  
Transporting cargo, 484  
U.S. transcontinental railroad, 311

# Preface

## The Bittinger Program

Math hasn't changed, but students—and the way they learn it—have.

*Intermediate Algebra*, Twelfth Edition, continues the Bittinger tradition of objective-based, guided learning, while integrating timely updates to the proven pedagogy. In this edition, there is a greater emphasis on guided learning and helping students get the most out of all of the course resources available with the Bittinger program, including new opportunities for mobile learning.

The program has expanded to include these comprehensive new teaching and learning resources: **MyMathGuide workbook**, **To-the-Point Objective Videos**, and enhanced, media-rich **MyMathLab** courses. Feedback from instructors and students motivated these and several other significant improvements: a new design to support guided learning, new figures and photos to help students visualize both concepts and applications, and many new and updated real-data applications to bring the math to life.

With so many resources available in so many formats, the trusted guidance of the Bittinger team on *what to do* and *when* will help today's math students stay on task. Students are encouraged to use **Your Guide to Success in Math**, a four-step learning path and checklist available on the handy reference card in the front of this text and in MyMathLab. The guide will help students identify the resources in the textbook, supplements, and MyMathLab that support *their* learning style, as they develop and retain the skills and conceptual understanding they need to succeed in this and future courses.

In this preface, a look at the key new *and* hallmark resources and features of the *Intermediate Algebra* program—including the textbook/eText, video program, *MyMathGuide* workbook, and MyMathLab—is organized around **Your Guide to Success in Math**. This will help instructors direct students to the tools and resources that will help them most in a traditional lecture, hybrid, lab-based, or online environment.

## NEW AND HALLMARK FEATURES IN RELATION TO Your Guide to Success in Math

### STEP 1 Learn the Skills and Concepts

Students have several options for learning, reviewing, and practicing the math concepts and skills.

#### Textbook/eText

- Skill to Review.** At the beginning of nearly every text section, *Skill to Review* offers a just-in-time review of a previously presented skill that relates to the new material in the section. Section and objective references are included for the student's convenience, and two practice exercises are provided for review and reinforcement.
- Margin Exercises.** For each objective, problems labeled “Do Exercise . . .” give students frequent opportunities to solve exercises while they learn.

- New! Guided Solutions.** Nearly every section has *Guided Solution* margin exercises with fill-in blanks at key steps in the problem-solving process.
- Enhanced! MyMathLab.** MyMathLab now includes *Active Learning Figures* for directed exploration of concepts; more problem types, including *Reading Checks* and *Guided Solutions*; and new, objective-based videos. (See pp. 14–18 for a detailed description of the features of MyMathLab.)
  - New! Skills Checks.** In the Learning Path for Ready-to-Go MyMathLab, each chapter begins with a brief assessment of students' mastery of the prerequisite skills needed to learn the new material in the chapter. Based on the results of this pretest, a personalized homework set is designed to help each student prepare for the chapter.
- New! To-the-Point Objective Videos.** This is a comprehensive new program of objective-based, interactive videos that are incorporated into the Learning Path in MyMathLab and can be used hand-in-hand with the *MyMathGuide* workbook.
  - New! Interactive Your Turn Exercises.** For each objective in the videos, students solve exercises and receive instant feedback on their work.
- New! MyMathGuide: Notes, Practice, and Video Path.** This is an objective-based workbook (available in MyMathLab) for guided, hands-on learning. It offers vocabulary, skill, and concept review—along with problem-solving practice—with space to show work and write notes. Incorporated in the Learning Path in MyMathLab, it can be used together with the To-the-Point Objective Video program, instructor lectures, and the textbook.

## STEP 2 Check Your Understanding

Throughout the program, students have frequent opportunities to check their work and confirm that they understand each skill and concept before moving on to the next topic.

- New! Reading Checks.** At the beginning of each set of section exercises in the text, students demonstrate their grasp of the skills and concepts.
- New! Active Learning Figures.** In MyMathLab, Active Learning Figures guide students in exploring math concepts and reinforcing their understanding.
- Translating/Visualizing for Success.** In the text and in MyMathLab, these activities offer students extra practice with the important first step of the process for solving applied problems.

## STEP 3 Do Your Homework

*Intermediate Algebra*, Twelfth Edition, has a wealth of proven and updated exercises. Prebuilt assignments are available for instructors in MyMathLab.

- Skill Maintenance.** In each section, these exercises offer a thorough review of the math in the preceding text.
- Synthesis Exercises.** To help build critical-thinking skills, these section exercises require students to use what they know and combine learning objectives from the current section with those from previous sections.



## STEP 4 Review and Test Your Understanding

Students have a variety of resources to check their skills and understanding along the way and to help them prepare for tests.

- Mid-Chapter Review.** Midway through each chapter, students work a set of exercises (*Concept Reinforcement*, *Guided Solutions*, *Mixed Review*, and *Understanding Through Discussion and Writing*) to confirm that they have grasped the skills and concepts covered in the first half before moving on to new material.
- Summary and Review.** This resource provides an in-text opportunity for active learning and review for each chapter. *Vocabulary Reinforcement*, *Concept Reinforcement*, objective-based *Study Guide* (examples paired with similar exercises), *Review Exercises* (including *Synthesis* problems), and *Understanding Through Discussion and Writing* are included in these comprehensive chapter reviews.
- Chapter Test.** Chapter Tests offer students the opportunity for comprehensive review and reinforcement prior to taking their instructor’s exam. **Chapter Test-Prep Videos** (in MyMathLab and on YouTube) show step-by-step solutions to the Chapter Tests.
- Cumulative Review.** Following every chapter beginning with Chapter 2, a Cumulative Review revisits skills and concepts from all preceding chapters to help students retain previously learned material.

## Study Skills

Developing solid time-management, note-taking, test-taking, and other study skills is key to student success in math courses (as well as professionally and personally). Instructors can direct students to related study skills resources as needed.

- New! Student Study Reference.** This pull-out card at the front of the text is perforated, three-hole-punched, and binder-ready for convenient reference. It includes **Your Guide to Success in Math** course checklist, **Student Organizer**, and **At a Glance**, a list of key information and examples for quick reference as students work exercises and review for tests.
- New! Studying for Success.** Checklists of study skills—designed to ensure that students develop the skills they need to succeed in math, school, and life—are integrated throughout the text at the beginning of selected sections.
- New! Study Skills Modules.** In MyMathLab, interactive modules address common areas of weakness, including time-management, test-taking, and note-taking skills. Additional modules support career-readiness.

## Learning Math in Context

- New! Applications.** Throughout the text in examples and exercises, real-data applications encourage students to see and interpret the mathematics that appears every day in the world around them. Applications that use real data are drawn from business and economics, life and physical sciences, medicine, technology, and areas of general interest such as sports and daily life. New applications include “Rice Production” (pp. 115–116), “Physical Therapists” (p. 137), “Super Bowl Commercials” (p. 309), “Catering a Business Luncheon” (p. 474), “Beach Volleyball” (p. 613), and “Alternative Fueling Stations” (p. 696). For a complete list of applications, please refer to the Index of Applications (p. 7).

# BREAKTHROUGH

To improving results

## MyMathLab

### Ties the Complete Learning Program Together

#### MyMathLab® Online Course (access code required)

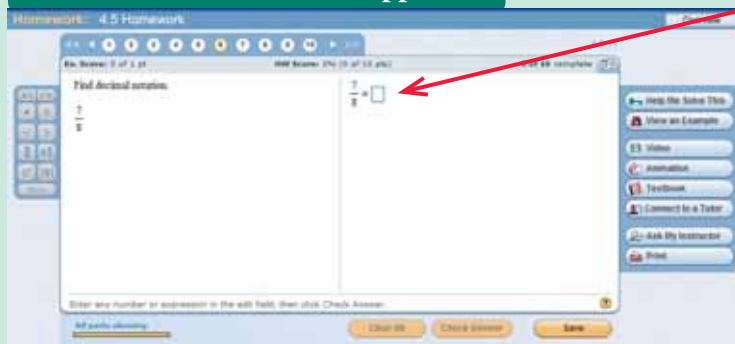
MyMathLab from Pearson is the world's leading online resource in mathematics, integrating interactive homework, assessment, and media in a flexible, easy-to-use format. MyMathLab delivers **proven results** in helping individual students succeed. It provides **engaging experiences** that personalize, stimulate, and measure learning for each student. And it comes from an **experienced partner** with educational expertise and an eye on the future.

### MyMathLab for Developmental Mathematics

Prepared to go wherever you want to take your students.

### Personalized Support for Students

#### Homework with Built-in Support

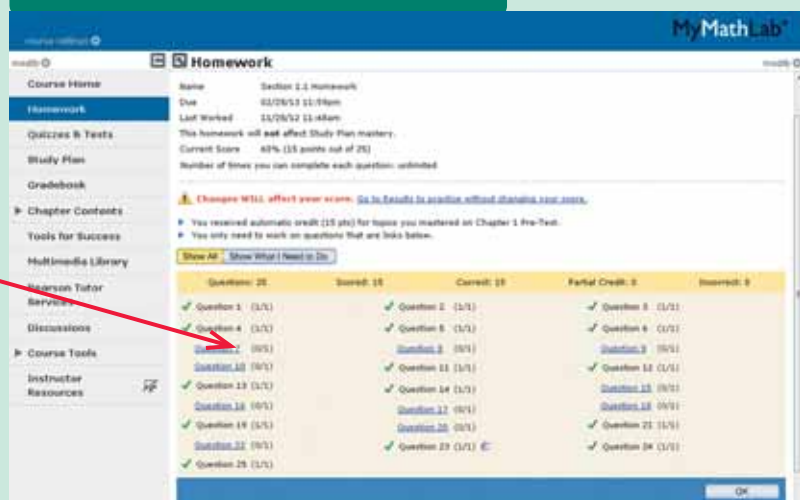


**Exercises:** The homework and practice exercises in MyMathLab are correlated to the exercises in the textbook, and they regenerate algorithmically to give students unlimited opportunities for practice and mastery. The software offers immediate, helpful feedback when students enter incorrect answers.

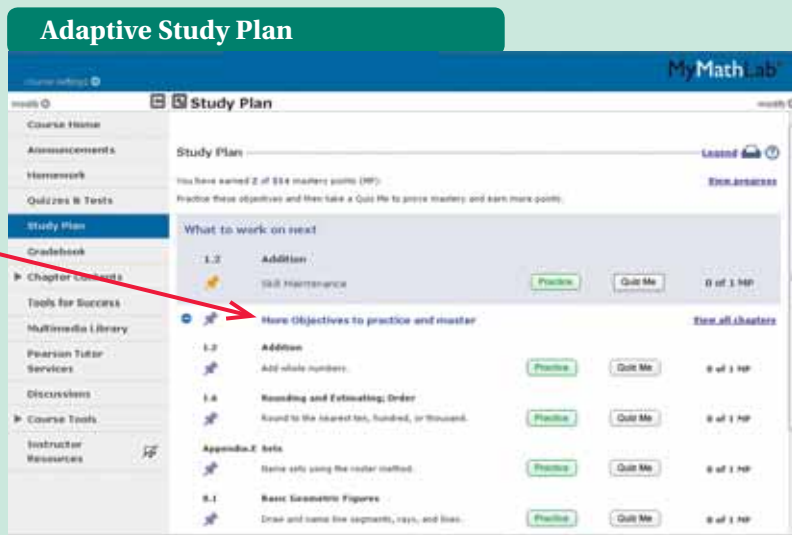
**Multimedia Learning Aids:** Exercises include guided solutions, sample problems, animations, videos, and eText access for extra help at point of use.

#### Personalized Homework

To help students achieve mastery, MyMathLab can generate **personalized homework** based on individual performance on tests or quizzes. Personalized homework allows students to focus on topics they have not yet mastered.



The **Adaptive Study Plan** makes studying more efficient and effective for every student. Performance and activity are assessed continually in real time. The data and analytics are used to provide personalized content—reinforcing concepts that target each student’s strengths and weaknesses.



## Flexible Design, Easy Start-Up, and Results for Instructors

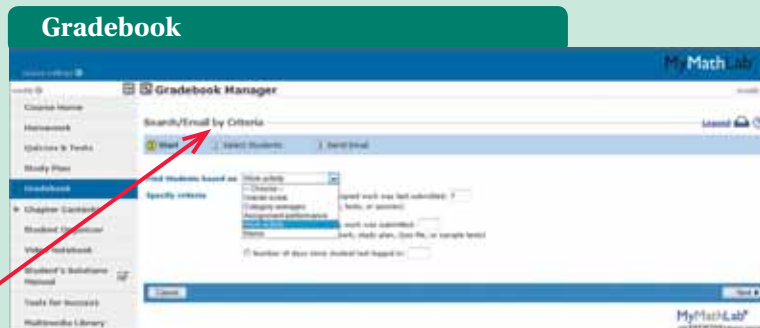
### Customized and Ready-to-Go Courses



Instructors can modify the site navigation and insert their own directions on course-level landing pages; also, a custom MyMathLab course can be built that reorganizes and structures the course material by chapters, modules, units—whatever the need may be.

The **comprehensive online gradebook** automatically tracks students’ results on tests, quizzes, and homework and in the study plan. Instructors can use the gradebook to quickly intervene if students have trouble, or to provide positive feedback on a job well done. The data within MyMathLab are easily exported to a variety of spreadsheet programs, such as Microsoft Excel.® Instructors can determine which points of data to export and then analyze the results to determine success.

New features, such as **Search/Email by criteria**, make the gradebook a powerful tool for instructors. With this feature, instructors can easily communicate with both at-risk and successful students. They can search by score on specific assignments, noncompletion of assignments within a given time frame, last login date, or overall score.



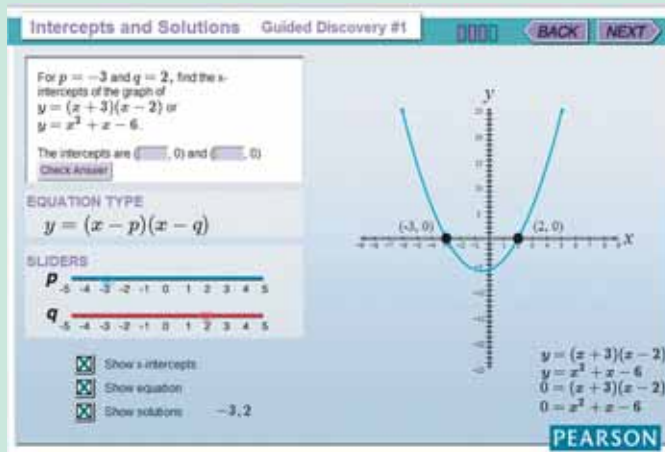
# Special Bittinger Resources

## in MyMathLab for Students and Instructors

In addition to robust course delivery, MyMathLab offers the full Bittinger eText, additional Bittinger Program features, and the entire set of instructor and student resources in one easy-to-access online location.

### **New!** Active Learning Figures

In MyMathLab, Active Learning Figures guide students in exploring math concepts and reinforcing their understanding. Instructors can use Active Learning Figures in class or as media assignments in MyMathLab.

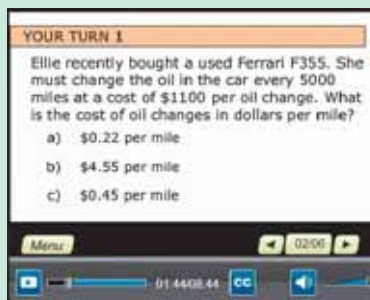


### **New!** Integrated Bittinger Video Program and MyMathGuide workbook Bittinger Video Program\*

The Video Program is available in MyMathLab includes closed captioning and the following video types:

**New!** **To-the-Point Objective Videos.** These objective-based, interactive videos are incorporated into the Learning Path in MyMathLab and can be used along with the *MyMathGuide* workbook.

**Chapter Test Prep Videos.** The Chapter Test Prep Videos let students watch instructors work through step-by-step solutions to all the Chapter Test exercises from the textbook. Chapter Test Prep Videos are also available on YouTube (search using author name and book title).



**New!** *MyMathGuide: Notes, Practice, and Video Path* workbook\*

This objective-based workbook for guided, hands-on learning offers vocabulary, skill, and concept review—along with problem-solving practice—with space to show work and write notes. Incorporated in the Learning Path in MyMathLab, *MyMathGuide* can be used together with the To-the-Point Objective Video program, instructor lectures, and the textbook. Instructors can assign To-the-Point Objective Videos in MyMathLab in conjunction with the *MyMathGuide* workbook.

**Equations and Solutions**

**ESSENTIALS**

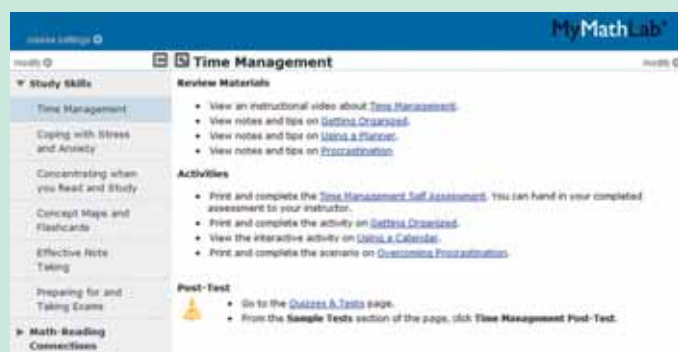
An **equation** is a number sentence that says that the expressions on either side of the equals sign, =, represent the same number.

Any replacement for the variable that makes an equation true is called a **solution** of the equation. To solve an equation means to find *all* of its solutions.

**Examples**

- $2 + 5 = 7$  The equation is *true*.
- $9 - 3 = 3$  The equation is *false*.
- $x - 8 = 11$  The equation is *neither* true nor false, because we do not know what number  $x$  represents.

GUIDED LEARNING		Textbook	Instructor	Video
<b>EXAMPLE 1</b>	Determine whether the equation is true, false, or neither. $4 - 6 = 2$	<b>YOUR TURN 1</b> Determine whether the equation is true, false, or neither. $5 - 9 = -4$		
The equation is false.				
<b>EXAMPLE 2</b>	Determine whether the equation is true, false, or neither. $13 + 7 = 5 + 15$	<b>YOUR TURN 2</b> Determine whether the equation is true, false, or neither. $12 + 4 = 7 + 7$		
The equation is true.				
<b>EXAMPLE 3</b>	Determine whether the equation is true, false, or neither. $x + 5 = 14$	<b>YOUR TURN 3</b> Determine whether the equation is true, false, or neither. $7 + 3 = x$		
The equation is neither true nor false, because we do not know what number $x$ represents.				



**Study Skills Modules**

In MyMathLab, interactive modules address common areas of weakness, including time-management, test-taking, and note-taking skills. Additional modules support career readiness. Instructors can assign module material with a post-quiz.



## Additional Resources in MyMathLab

### For Students

#### Student's Solutions Manual

By Judy Penna

Contains completely worked-out annotated solutions for all the odd-numbered exercises in the text. Also includes fully worked-out annotated solutions for all the exercises (odd- and even-numbered) in the Mid-Chapter Reviews, the Summary and Reviews, the Chapter Tests, and the Cumulative Reviews.

### For Instructors

#### Instructor's Resource Manual with Tests and Mini Lectures\*

(download only)

By Laurie Hurley

This manual includes resources designed to help both new and experienced instructors with course preparation and classroom management. This includes chapter-by-chapter teaching tips and support for media supplements. Contains two multiple-choice tests per chapter, six free-response tests per chapter, and eight final exams.

#### Instructor's Solutions Manual\*

(download only)

By Judy Penna

This manual contains detailed, worked-out solutions to all odd-numbered exercises and brief solutions to the even-numbered exercises in the exercise sets.

#### PowerPoint® Lecture Slides\*

(download only)

Present key concepts and definitions from the text.

To learn more about how MyMathLab combines proven learning applications with powerful assessment, visit [www.mymathlab.com](http://www.mymathlab.com) or contact your Pearson representative.

\*Also available in print or for download from the Instructor Resource Center (IRC) on <http://www.pearsonglobaleditions.com/Bittinger>

# Acknowledgments

Our deepest appreciation to all of you who helped to shape this edition by reviewing and spending time with us on your campuses. In particular, we would like to thank the following reviewers:

Afsheen Akbar, *Bergen Community College*  
Erin Cooke, *Gwinnett Technical College*  
Kay Davis, *Del Mar College*  
Beverlee Drucker, *Northern Virginia Community College*  
Sabine Eggleston, *Edison State College*  
Dylan Faullin, *Dodge City Community College*  
Rebecca Gubitti, *Edison State College*  
Exie Hall, *Del Mar College*  
Stephanie Houdek, *St. Cloud Technical Institute*  
Linda Kass, *Bergen Community College*  
Dorothy Marshall, *Edison State College*

Kimberley McHale, *Heartland Community College*  
Arda Melkonian, *Victor Valley College*  
Christian Miller, *Glendale Community College*  
Joan Monaghan, *County College of Morris*  
Joel Morocho, *SUNY Orange County Community College*  
Robert Payne, *Stephen F. Austin State University*  
Thomas Pulver, *Waubensee Community College*  
Eric Samansky, *Nova Southeastern University*  
Jane Serbousek, *Northern Virginia Community College*  
Jane Tanner, *Onondaga Community College*  
Melanie Walker, *Bergen Community College*

The endless hours of hard work by Martha Morong and Geri Davis have led to products of which we are immensely proud. We also want to thank Judy Penna for writing the Student's and Instructor's Solutions Manuals. Other strong support has come from Laurie Hurley for the *Instructor's Resource Manual* and for accuracy checking, along with checkers Judy Penna and Mike Rosenborg, and from proofreader David Johnson. Michelle Lanosga assisted with applications research. We also wish to recognize Nelson Carter, Tom Atwater, Judy Penna, and Laurie Hurley who prepared the videos.

In addition, a number of people at Pearson have contributed in special ways to the development and production of this textbook, including the Developmental Math team: Senior Production Supervisor Ron Hampton, Senior Designer Barbara Atkinson, Editorial Assistant Chase Hammond, and Associate Media Producer Jonathan Wooding. Executive Editor Cathy Cantin and Marketing Manager Rachel Ross encouraged our vision and provided marketing insight.

Pearson wishes to thank the following people for their work on the content of the Global Edition:

## Contributor

Gareth Braatvedt, *University of Johannesburg*

## Reviewers

Helmi Temimi, *Gulf University for Science and Technology*  
M. Sankar, *East Point College of Engineering and Technology*  
C.V. Vinay, *JSS Academy of Technical Education*



# Review of Basic Algebra

## PART 1 OPERATIONS

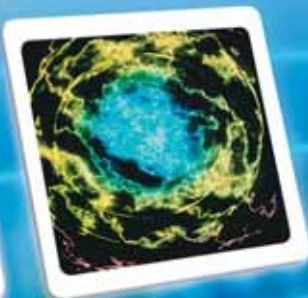
- R.1 The Set of Real Numbers
- R.2 Operations with Real Numbers
- R.3 Exponential Notation and Order of Operations

## PART 2 MANIPULATIONS

- R.4 Introduction to Algebraic Expressions
- R.5 Equivalent Algebraic Expressions
- R.6 Simplifying Algebraic Expressions
- R.7 Properties of Exponents and Scientific Notation

## Summary and Review

## Test



## STUDYING FOR SUCCESS *The Importance of Review*

- Continual review and practice sharpen skills and solidify concepts.
- Review helps you connect new material to math that you have previously studied.
- Review helps you pinpoint areas in which you need further work.

# R.1

## PART 1 OPERATIONS The Set of Real Numbers

### OBJECTIVES

- a** Use roster notation and set-builder notation to name sets, and distinguish among various kinds of real numbers.
- b** Determine which of two real numbers is greater and indicate which, using  $<$  and  $>$ ; given an inequality like  $a < b$ , write another inequality with the same meaning; and determine whether an inequality like  $-2 \leq 3$  or  $4 > 5$  is true.
- c** Graph inequalities on the number line.
- d** Find the absolute value of a real number.

### **a** SET NOTATION AND THE SET OF REAL NUMBERS

A **set** is a collection of objects. In mathematics, we usually consider sets of numbers, such as the set of **real numbers**. There is a real number for every point on the real-number line. A **subset** is a set contained within another set. We begin by examining some subsets of the set of real numbers.

The set containing the numbers  $-5$ ,  $0$ , and  $3$  can be named  $\{-5, 0, 3\}$ . It is described using the **roster method**, which lists all members of a set. We use the roster method to describe three frequently used subsets of real numbers. Note that three dots are used to indicate that the pattern continues without end.

#### NATURAL NUMBERS, WHOLE NUMBERS, AND INTEGERS

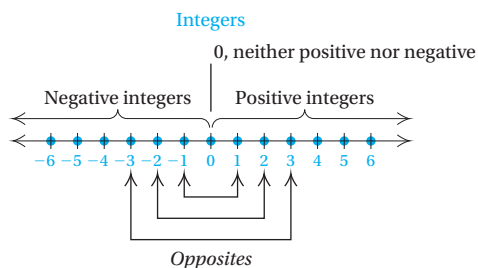
**Natural numbers** are those numbers used for counting:  $\{1, 2, 3, \dots\}$ .

**Whole numbers** are the set of natural numbers with  $0$  included:  $\{0, 1, 2, 3, \dots\}$ .

**Integers** are the set of whole numbers and their opposites:  $\{\dots, -4, -3, -2, -1, 0, 1, 2, 3, 4, \dots\}$ .

Natural numbers are also called **counting numbers**.

The integers can be illustrated on the real-number line as follows.



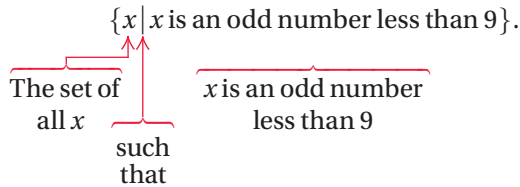
The set of integers extends infinitely to the left and to the right of  $0$ . The **opposite** of a number is found by reflecting it across the number  $0$ . Thus the opposite of  $3$  is  $-3$ . The opposite of  $-4$  is  $4$ . The opposite of  $0$  is  $0$ . We read a symbol like  $-3$  as either “the opposite of  $3$ ” or “negative  $3$ .”



The natural numbers are called **positive integers**. The opposites of the natural numbers (those to the left of 0) are called **negative integers**. Zero is neither positive nor negative.

**Do Exercises 1–3 (in the margin at right).** ►

Other subsets of real numbers are described using **set-builder notation**. With this notation, instead of listing all members of a set, we specify conditions under which a number is in a set. For example, the set of all odd natural numbers less than 9 can be described and read as follows:



Using roster notation, we can write this set as  $\{1, 3, 5, 7\}$ .

**EXAMPLE 1** Name the set consisting of the first six even whole numbers using both roster notation and set-builder notation.

Roster notation:  $\{0, 2, 4, 6, 8, 10\}$

Set-builder notation:  $\{x \mid x \text{ is one of the first six even whole numbers}\}$

**Do Exercise 4.** ►

We can now describe the set of **rational numbers**.

### RATIONAL NUMBERS

A **rational number** can be expressed as an integer divided by a nonzero integer. The set of rational numbers is

$$\left\{ \frac{p}{q} \mid p \text{ is an integer, } q \text{ is an integer, and } q \neq 0 \right\}.$$

Rational numbers are numbers whose decimal representation either terminates or has a repeating block of digits.

The following are examples of rational numbers:

$$\frac{5}{8}, \frac{12}{-7}, \frac{-17}{15}, \frac{-9}{7}, \frac{39}{1}, \frac{0}{6}.$$

Note that  $\frac{39}{1} = 39$ . Thus the set of rational numbers contains the integers. Using long division, we can write a fraction in decimal notation:

$$\frac{5}{8} = \overbrace{0.625}^{\text{Terminating}} \quad \text{and} \quad \frac{6}{11} = \overbrace{0.545454\dots}^{\text{Repeating}} = 0.\overline{54}.$$

The bar in  $0.\overline{54}$  indicates the repeating block of digits in decimal notation.

**Do Exercises 5 and 6.** ►

Find the opposite of each number.

- 9
- 6
- 0

- Name the set consisting of the first seven odd whole numbers using both roster notation and set-builder notation.

Convert each fraction to decimal notation by long division and determine whether it is terminating or repeating.

- $\frac{11}{16}$

**GS** 6.  $\frac{14}{3}$

$$\begin{array}{r} \square .6 \\ 3 \overline{)14.0} \\ \underline{12} \phantom{0} \\ 20 \\ \underline{18} \\ 18 \end{array} \leftarrow \begin{array}{l} \text{The remainder} \\ \text{repeats.} \end{array}$$

Thus,  $\frac{14}{3} = \square.\overline{6}$ . The decimal notation is  $\square$ .  
terminating/  
repeating

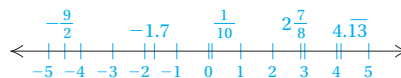
### Answers

- 9   2. 6   3. 0   4.  $\{1, 3, 5, 7, 9, 11, 13\}$ ;  $\{x \mid x \text{ is one of the first seven odd whole numbers}\}$
- 0.6875; terminating   6.  $4.\overline{6}$ ; repeating


*Guided Solution:*

- 4, 2, 4, repeating

The real-number line has a point for every rational number.



However, there are many points on the line for which there is no rational number. These points correspond to what are called **irrational numbers**.

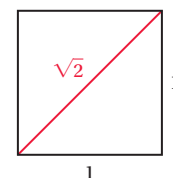


Numbers like  $\pi$ ,  $\sqrt{2}$ ,  $-\sqrt{10}$ ,  $\sqrt{13}$ , and  $-1.898898889\dots$  are examples of irrational numbers. The decimal notation for an irrational number *neither* terminates *nor* repeats. Recall that decimal notation for rational numbers either terminates or has a repeating block of digits.

### IRRATIONAL NUMBERS

**Irrational numbers** are numbers whose decimal representation neither terminates nor has a repeating block of digits. They cannot be represented as the quotient of two integers.

The irrational number  $\sqrt{2}$  (read “the square root of 2”) is the length of the diagonal of a square with sides of length 1. It is also the number that, when multiplied by itself, gives 2. No rational number can be multiplied by itself to get 2, although some approximations come close:



1.4 is an *approximation* of  $\sqrt{2}$  because  $(1.4)^2 = (1.4)(1.4) = 1.96$ ;

1.41 is a better approximation because  $(1.41)^2 = (1.41)(1.41) = 1.9881$ ;

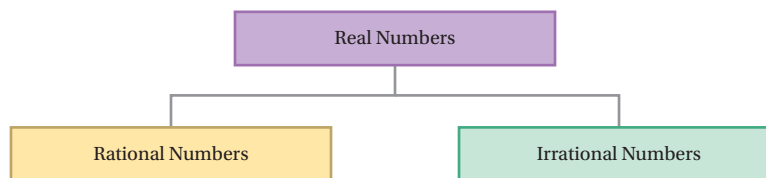
1.4142 is an even better approximation because  $(1.4142)^2 = (1.4142)(1.4142) = 1.99996164$ .

We say that 1.4142 is a rational approximation of  $\sqrt{2}$  because

$$(1.4142)^2 = 1.99996164 \approx 2.$$

The symbol  $\approx$  means “is approximately equal to.” We can find rational approximations for square roots and other irrational numbers using a calculator.

The set of all rational numbers, combined with the set of all irrational numbers, gives us the set of **real numbers**.

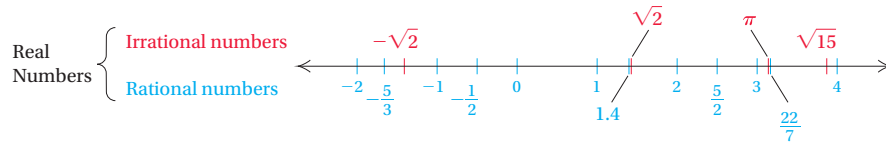


## REAL NUMBERS

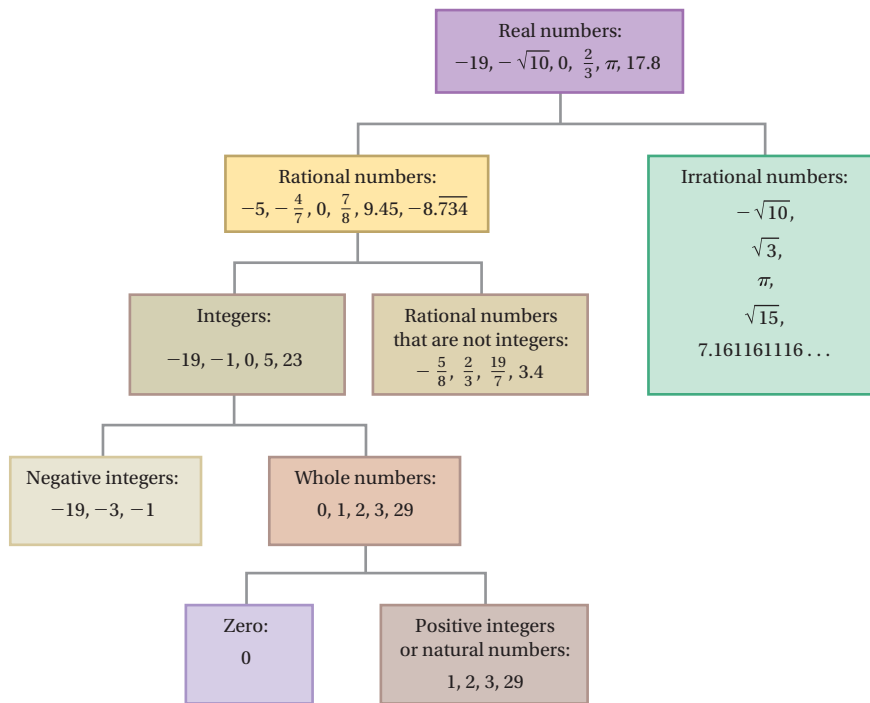
The set of **real numbers** is

$$\{x \mid x \text{ is a rational number or } x \text{ is an irrational number}\}.$$

Every point on the number line represents some real number and every real number is represented by some point on the number line.



The following figure shows the relationships among various sets of real numbers.

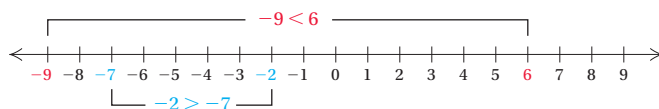


7. Given the numbers  
 $20, -10, -5.34, 18.999,$   
 $\frac{11}{45}, \sqrt{7}, -\sqrt{2}, \sqrt{16}, 0, -\frac{2}{3},$   
 $9.34334333433334 \dots$
- Name the natural numbers.
  - Name the whole numbers.
  - Name the integers.
  - Name the irrational numbers.
  - Name the rational numbers.
  - Name the real numbers.

Do Exercise 7. ►

## b ORDER FOR THE REAL NUMBERS

Real numbers are named in order on the number line, with larger numbers named further to the right. For any two numbers on the line, the one to the left is less than the one to the right.



We use the symbol  $<$  to mean “is less than.” The sentence  $-9 < 6$  means “ $-9$  is less than  $6$ .” The symbol  $>$  means “is greater than.” The sentence  $-2 > -7$  means “ $-2$  is greater than  $-7$ .” Sentences containing  $<$  or  $>$  are called **inequalities**.

**Answer**

7. (a)  $20, \sqrt{16}$ ; (b)  $20, \sqrt{16}, 0$ ;  
 (c)  $20, -10, \sqrt{16}, 0$ ; (d)  $\sqrt{7}, -\sqrt{2},$   
 $9.34334333433334 \dots$ ; (e)  $20, -10, -5.34, 18.999,$   
 $\frac{11}{45}, \sqrt{16}, 0, -\frac{2}{3}$ ; (f)  $20, -10, -5.34, 18.999, \frac{11}{45},$   
 $\sqrt{7}, -\sqrt{2}, \sqrt{16}, 0, -\frac{2}{3}, 9.34334333433334 \dots$

Insert  $<$  or  $>$  for  $\square$  to write a true sentence.

8.  $-5 \square -4$
9.  $-\frac{1}{4} \square -\frac{1}{2}$
10.  $87 \square 67$
11.  $-9.8 \square -4\frac{2}{3}$
12.  $6.78 \square -6.77$
13.  $-\frac{4}{5} \square -0.86$
14.  $\frac{14}{29} \square \frac{17}{32}$
15.  $-\frac{12}{13} \square -\frac{14}{15}$
16.  $1.8 \square 1.08$

Write a different inequality with the same meaning.

17.  $x > 6$
18.  $-4 < 7$

Determine whether each of the following is true or false.

19.  $6 \geq -9.4$
20.  $-18 \leq -18$
21.  $-7.6 \leq -10\frac{4}{5}$
22.  $-\frac{24}{27} \geq -\frac{25}{28}$

### Answers

8.  $<$  9.  $>$  10.  $>$  11.  $<$  12.  $>$   
 13.  $>$  14.  $<$  15.  $>$  16.  $>$  17.  $6 < x$   
 18.  $7 > -4$  19. True 20. True  
 21. False 22. True

**EXAMPLES** Use either  $<$  or  $>$  for  $\square$  to write a true sentence.

2.  $4 \square 9$  Since 4 is to the left of 9, 4 is less than 9, so  $4 < 9$ .
3.  $-8 \square 3$  Since  $-8$  is to the left of 3, we have  $-8 < 3$ .
4.  $7 \square -12$  Since 7 is to the right of  $-12$ , then  $7 > -12$ .
5.  $-21 \square -5$  Since  $-21$  is to the left of  $-5$ , we have  $-21 < -5$ .
6.  $4.79 \square 4.97$  Since 4.79 is to the left of 4.97, we have  $4.79 < 4.97$ .
7.  $-2.7 \square -\frac{3}{2}$  Since  $-\frac{3}{2} = -1.5$  and  $-2.7$  is to the left of  $-1.5$ , we have  $-2.7 < -\frac{3}{2}$ .
8.  $\frac{5}{8} \square \frac{7}{11}$  We convert to decimal notation ( $\frac{5}{8} = 0.625$  and  $\frac{7}{11} = 0.6363\dots$ ) and compare. Thus,  $\frac{5}{8} < \frac{7}{11}$ .

### ◀ Do Exercises 8–16.

All positive real numbers are greater than zero and all negative real numbers are less than zero.

If  $x$  is a positive real number, then  $x > 0$ .  
 If  $x$  is a negative real number, then  $x < 0$ .

Note that  $-8 < 5$  and  $5 > -8$  are both true. Every true inequality yields another true inequality if we interchange the numbers or variables and reverse the direction of the inequality sign.

$a < b$  also has the meaning  $b > a$ .

**EXAMPLES** Write a different inequality with the same meaning.

9.  $a < -5$  The inequality  $-5 > a$  has the same meaning.
10.  $-3 > -8$  The inequality  $-8 < -3$  has the same meaning.

### ◀ Do Exercises 17 and 18.

Expressions like  $a \leq b$  and  $b \geq a$  are also **inequalities**. We read  $a \leq b$  as “ $a$  is less than or equal to  $b$ .” We read  $a \geq b$  as “ $a$  is greater than or equal to  $b$ .” If  $a$  is nonnegative, then  $a \geq 0$ .

**EXAMPLES** Determine whether each of the following is true or false.

11.  $-8 \leq 5.7$  True since  $-8 < 5.7$  is true.
12.  $-8 \leq -8$  True since  $-8 = -8$  is true.
13.  $-7 \geq 4\frac{1}{3}$  False since neither  $-7 > 4\frac{1}{3}$  nor  $-7 = 4\frac{1}{3}$  is true.
14.  $-\frac{2}{3} \geq -\frac{5}{4}$  True since  $-\frac{2}{3} = -0.666\dots$  and  $-\frac{5}{4} = -1.25$  and  $-0.666\dots > -1.25$ .

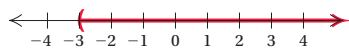
### ◀ Do Exercises 19–22.

## C GRAPHING INEQUALITIES ON THE NUMBER LINE

A replacement that makes an inequality true is called a **solution**. The set of all solutions is called the **solution set**. A **graph** of an inequality is a drawing that represents its solution set.

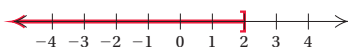
**EXAMPLE 15** Graph the inequality  $x > -3$  on the number line.

The solutions consist of all real numbers greater than  $-3$ , so we shade all numbers greater than  $-3$ . Since  $-3$  is not a solution, we use a parenthesis at  $-3$ . The graph represents the solution set  $\{x | x > -3\}$ .



**EXAMPLE 16** Graph the inequality  $x \leq 2$  on the number line.

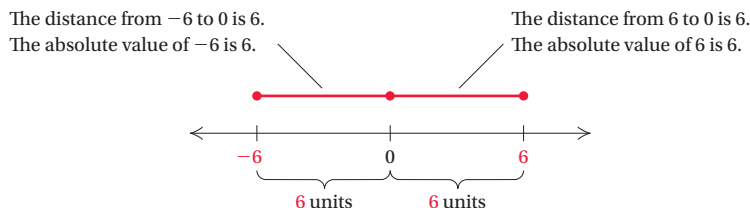
We make a drawing that represents the solution set  $\{x | x \leq 2\}$ . The graph consists of 2 as well as the numbers less than 2. We shade all numbers to the left of 2 and use a bracket at 2 to indicate that it is also a solution.



Do Exercises 23–26. ►

## d ABSOLUTE VALUE

We call the distance of a number from 0 on the number line the **absolute value** of the number. Since distance is always a nonnegative number, the absolute value of a number is always greater than or equal to 0.



### ABSOLUTE VALUE

The **absolute value** of a number is its distance from 0 on the number line. We use the symbol  $|x|$  to represent the absolute value of a number  $x$ .

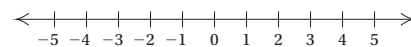
**EXAMPLES** Find the absolute value.

17.  $|-7|$  The distance of  $-7$  from 0 is 7, so  $|-7|$  is 7.
18.  $|12|$  The distance of 12 from 0 is 12, so  $|12|$  is 12.
19.  $|0|$  The distance of 0 from 0 is 0, so  $|0|$  is 0.
20.  $\left|\frac{4}{5}\right| = \frac{4}{5}$
21.  $|-3.86| = 3.86$

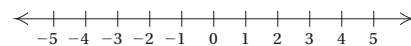
Do Exercises 27–30. ►

Graph each inequality.

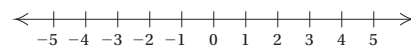
23.  $x > -1$



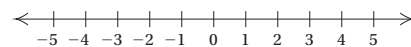
24.  $x \leq 5$



25.  $0 < x$



26.  $-\frac{5}{2} \geq x$



Find the absolute value.

- GS** 27.  $|2|$   
The distance of 2 from 0 is , so  $|2|$  is .

28.  $\left|-\frac{1}{4}\right|$       29.  $\left|\frac{3}{2}\right|$

30.  $|-2.3|$

### Answers

- 23.
  - 24.
  - 25.
  - 26.
27. 2    28.  $\frac{1}{4}$     29.  $\frac{3}{2}$     30. 2.3

Guided Solution:  
27. 2, 2



 Reading Check

Choose from the column on the right the set of numbers that matches the description.

- |                                    |  |
|------------------------------------|--|
| <b>RC1.</b> ___ Natural numbers    | <b>a)</b> $\{\dots, -3, -2, -1, 0, 1, 2, 3, \dots\}$   |
| <b>RC2.</b> ___ Whole numbers      | <b>b)</b> $\{0, 1, 2, 3, \dots\}$  |
| <b>RC3.</b> ___ Integers           | <b>c)</b> $\{1, 2, 3, 4, \dots\}$  |
| <b>RC4.</b> ___ Rational numbers   | <b>d)</b> $\{x \mid x \text{ is a rational number or } x \text{ is an irrational number}\}$                  |
| <b>RC5.</b> ___ Irrational numbers | <b>e)</b> $\{x \mid x \text{ cannot be represented as the quotient of two integers}\}$                       |
| <b>RC6.</b> ___ Real numbers       | <b>f)</b> $\left\{\frac{p}{q} \mid p \text{ is an integer, } q \text{ is an integer, and } q \neq 0\right\}$ |

**a** Given the numbers  $-6, 0, 1, -\frac{1}{2}, -4, \frac{7}{9}, 12, -\frac{6}{5}, 3.45, 5\frac{1}{2}, \sqrt{3}, \sqrt{25}, -\frac{12}{3}, 0.131331333133331\dots$ :

- |                              |                            |                                 |
|------------------------------|----------------------------|---------------------------------|
| 1. Name the natural numbers. | 2. Name the whole numbers. | 3. Name the rational numbers.   |
| 4. Name the integers.        | 5. Name the real numbers.  | 6. Name the irrational numbers. |

Given the numbers  $-\sqrt{5}, -3.43, -11, 12, 0, \frac{11}{34}, -\frac{7}{13}, \pi, -3.565665666566665\dots$ :

- |                                |                                  |                            |
|--------------------------------|----------------------------------|----------------------------|
| 7. Name the whole numbers.     | 8. Name the natural numbers.     | 9. Name the integers.      |
| 10. Name the rational numbers. | 11. Name the irrational numbers. | 12. Name the real numbers. |

Use roster notation to name each set.

- |   |  |  |
|---|--|--|
| 13. The set of all letters in the word "math"     | 14. The set of all letters in the word "solve" | 15. The set of all positive integers less than 13      |
| 16. The set of all odd whole numbers less than 13 | 17. The set of all even natural numbers        | 18. The set of all negative integers greater than $-4$ |

Use set-builder notation to name each set.

19.  $\{0, 1, 2, 3, 4, 5\}$

20.  $\{4, 5, 6, 7, 8, 9, 10\}$

21. The set of all rational numbers

22. The set of all real numbers

23. The set of all real numbers greater than  $-3$

24. The set of all real numbers less than or equal to 21

**b**

Use either  $<$  or  $>$  for  $\square$  to write a true sentence.

25.  $13 \square 0$

26.  $18 \square 0$

27.  $-8 \square 2$

28.  $7 \square -7$

29.  $-8 \square 8$

30.  $0 \square -11$

31.  $-8 \square -3$

32.  $-6 \square -3$

33.  $-2 \square -12$

34.  $-7 \square -10$

35.  $-9.9 \square -2.2$

36.  $-13\frac{1}{5} \square \frac{11}{250}$

37.  $37\frac{1}{5} \square -1\frac{67}{100}$

38.  $-13.99 \square -8.45$

39.  $\frac{6}{13} \square \frac{13}{25}$

40.  $-\frac{14}{15} \square -\frac{27}{53}$

Write a different inequality with the same meaning.

41.  $-8 > x$

42.  $x < 7$

43.  $-12.7 \leq y$

44.  $10\frac{2}{3} \geq t$

Write true or false.

45.  $6 \leq -6$

46.  $-7 \leq -7$

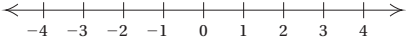
47.  $5 \geq -8.4$

48.  $-11 \geq -13\frac{1}{2}$

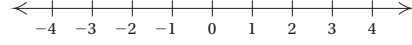
**c**

Graph each inequality.

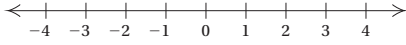
49.  $x < -2$



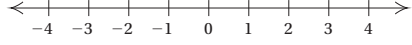
50.  $x < -1$



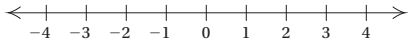
51.  $x \leq -2$



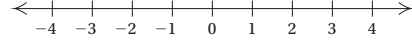
52.  $x \geq -1$



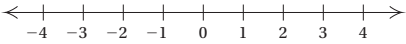
53.  $x > -3.3$



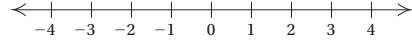
54.  $x < 0$



55.  $x \geq 2$



56.  $x \leq 0$

**d**

Find the absolute value.

57.  $|-6|$

58.  $|-3|$

59.  $|28|$

60.  $|16|$

61.  $|-35|$

62.  $|-127|$

63.  $\left|-\frac{2}{3}\right|$

64.  $\left|-\frac{13}{8}\right|$

65.  $|42.8|$

66.  $|16.4|$

67.  $|986|$

68.  $|465|$

69.  $\left|\frac{0}{-7}\right|$

70.  $\left|\frac{0}{-15}\right|$

**Synthesis**

*To the student and the instructor:* The Synthesis exercises found at the end of every exercise set challenge students to combine concepts or skills studied in that section or in preceding parts of the text.

Use either  $\leq$  or  $\geq$  for  $\square$  to write a true sentence.

71.  $|-3| \square 5$

72.  $|-5| \square |-2|$

73.  $|4| \square |-7|$

74.  $|-8| \square |8|$

75. List the following numbers in order from least to greatest.

$$\frac{1}{11}, 1.1\%, \frac{2}{7}, 0.3\%, 0.11, \frac{1}{8}\%, 0.009, \frac{99}{1000}, 0.286, \frac{1}{8}, 1\%, \frac{9}{100}$$